INDEX

TERMS OF SALE

TERMS:

1/2% 10 Days, net 30 Days

FREIGHT:

All shipments are made FOB Seal Fast Inc. or Point of Manufacturer. (Applies to shipments from Houston Warehouse Only) Freight prepaid on $1500 Net Couplings and accessories, $2500 PVC Tubing, Braided Tubing, Fire & Mill hose. Freight prepaid on $3000 Net Couplings, Rubber Hose, PVC Hose and Sheet Rubber with the exclusion of all PVC Suction including 6" and 8" PVC Suction ONLY orders. If combined with other items freight is prepaid at $3000 Net, otherwise these items will Not be applied toward prepaid freight. **Effective immediately, regardless of invoice value, all uncoupled cut lengths of hoses are shipped FOB Seal Fast Inc.** Seal Fast Inc. reserves the right to determine the most Economical shipping method on all prepaid shipments. **In addition, Seal Fast Inc. reserves the right to refuse any prepaid shipments exceeding 6% freight cost of the order unless items are added or subtracted to keep said freight cost at or below 6%.** Applies to Continental United States, excluding Alaska and Hawaii. **Any evidence of shortage must be reported to Seal Fast Inc. within 10 days. Any Damage to hose/hoses, etc. customer is responsible for filing a claim with the delivery carrier within 10 days. Seal Fast Inc. will not issue credit.**

ALL UPS prepay and add or collect shipments will endure a **$7.50** shipping and handling fee including All backorders.

All drop shipments will endure a $5.00 fee.

WARRANTY:

Products are warranted against defects in workmanship and defects in material. Products having such defects will be replaced or credited as Seal Fast elects. Liability is limited to the invoice value of the defective item. Our responsibility shall not exceed the original purchase price of the defective product. In any event, Seal Fast, Inc. shall not be held responsible for any special or consequential damages.

RETURNED GOODS:

If for any reason you wish to return goods, please contact Seal Fast Inc. for prior authorization number. Goods must be returned within 30 days and must be in new and resaleable condition. Minimum handling charge is 15%.

All discrepancies in shipment / invoice must be reported within 10 days of receipt of goods.

PROMPTPAYMENT:

Orders receive preferred treatment when the account is paid promptly. Orders may be held up if any unpaid invoice exceeds 30 days.

MINIMUM INVOICE:

All invoices are subject to a minimum billing charge of 50.00 net. Returned checks are subject to a $25.00 service charge.

GENERAL:

Orders will be accepted subject to delays caused by accident, strike, fire or other causes beyond the control of the seller including failure of seller's suppliers to deliver. Prices, discounts and other specifications are subject to change without notice. All prices are subject to any applicable taxes imposed. The possessions of this price schedule is not to be construed as an offer to sell at the prices shown. Special price for volume quotes will be accepted in writing only.

PLEASE NOTE:

Extra care is taken in the preparation of this literature but Seal Fast, Inc. is not responsible for any inadvertent typographical errors or omissions.

SEAL FAST, INC.

5603 Harvey Wilson Dr.
Houston, TX 77020

(713) 675-6324 or 800-231-0734 | FAX (713) 675-0146 or 800-681-1515 | E-mail sales@sealfast.com

DISCLAIMERS

Product Images

- Seal Fast makes every reasonable effort to show accurate product representation, however pictures are for reference only, and do not necessarily reflect the exact product you will receive.
- Seal Fast reserves the right to alter product appearance without notice. Some product features shown in pictures may no longer be available.

Product Specifications

- Seal Fast is continuously working to provide the best quality for the best price.
- We reserve the right to alter product specifications without notice.

Product Usage

- Our Sales Team will do their best to assist in choosing the best product for a particular application. However, it is ultimately the customer's responsibility to determine the correct product for the correct application.
- Seal Fast will not be held liable for the abuse or misuse of our products in a manner in which they are not designed.
- Seal Fast cannot guarantee the integrity of an assembly if other manufacturers parts are used.

Product Availability

- Seal Fast reserves the right to discontinue products at any time without prior notice.

Product Pricing

- Seal Fast is constantly doing our best to maintain pricing levels. However, circumstances change and while many prices go down, others will increase.
- Please contact your sales associate for current pricing.

Custom Made Products

- All custom made product sales are final and Non-Refundable.

COUPLINGS +
FIRE PROTECTION
GAUGES
PIPE FITTINGS/ VALVES
HOSES
SHEET RUBBER

ASSEMBLIES

STANDARD COUPLING METHODS

Seal Fast banded assemblies are designed for maximum hose retention with the added benefit of being reparable in the field.

Seal Fast internally expanded fire couplings are the industry standard, designed to meet and exceed the needs for long service life.

STANDARD METHODS

THREAD TYPES

NST/NH

American Standard Fire Hose Coupling Thread (National Hose Thread also known as National Standard Thread)

Male NH (NST) - **Female NH**(NST)
Female NH (NST) - **Male NH** (NST)

Thread Compatibility Examples:
Not compatible with other systems. Thread pitch and diameters of fire threads may vary according to local and municipal regulations.

NPSH

American Standard Straight Pipe for Hose Couplings (National Pipe Straight Hose)

Thread Compatibility Examples:

Male NPSH - Female NPSH, NPSM
Female NPSH - Male NPSH, NPT, NPTF, NPSM

DISCLAIMER!

Seal Fast does not stock or necessarily offer assemblies with all of the parts depicted here. The purpose of this page is to give the customer an idea of the various combinations that can be achieved when they shop at Seal Fast. Not all fittings are suitable for all hoses, and not all clamping methods are suitable for all hose/fitting combinations. Seal Fast offers a variety of material options for the fittings as well. Not all materials are suitable for all applications so please consult with your sales representative before ordering.

* 10% CUTTING CHARGE FOR ANY LENGTH HOSE NOT LISTED

MILL

MILL SINGLE JACKET / SBR LINED

SPECS

- **Temp Range:** -22° F to +158° F
- **Tube:** SBR
- **Reinforcement:** White, Polyester Jacket

150 PSI

FEATURES

- All synthetic, lightweight SBR (rubber) lined general purpose hose designed for open end discharge and wash down. This hose is totally immune to the effects of mildew and requires no drying.
- Made over sized to accommodate shank couplings

ID	OD	Length	POLYESTER-SBR LINED 150 PSI				
			Working PSI	Burst PSI	lbs per roll	Part #	List ft.
1”	n/a	50’	150	450	8	80-100	
1-1/2”	n/a	50’	150	450	11	80-150	
	n/a	100’	150	450	22	80-150 100	
2”	n/a	50’	150	450	17	80-200	
	n/a	100’	150	450	34	80-200 100	
2-1/2”	n/a	50’	150	450	20	80-250	
	n/a	100’	150	450	40	80-250 100	
3”	n/a	50’	150	450	28	80-300	
	n/a	100’	150	450	56	80-300 100	
4”	n/a	50’	150	450	50	80-400	
	n/a	100’	150	450	56	80-400 100	

ASSEMBLIES - MILL HOSE - SINGLE JACKET - SBR

		CAM LOCK C & E - Aluminum		PIN LUG - Aluminum Shank				PIN LUG - Brass Shank			
				NPSH		NST		NPSH		NST	
ID	Length	PART #	PRICE	PART #	PRICE	PART #	PRICE	PART #	PRICE	PART #	PRICE
1-1/2”	25'	80-15025CEAL		---		---		---		---	
	50'	80-150CEAL		80-150AL150S		80-150AL150S-NST		80-150BSS150		80-150BSS150NH	
	100'	80-150100CEAL		80-150100AL150S		80-150100AL150S-NST		80-150100BSS150		80-150100BSS150NH	
2”	25'	80-20025CEAL		---		---		---		---	
	50'	80-200CEAL		80-200AL200S		---		---		---	
	100'	80-200100CEAL		80-100100AL200S		---		---		---	
2-1/2”	50'	---		80-250AL250S		80-250AL250S-NST		80-250BSS250		80-250BSS250NH	
	100'	---		80-250100AL250S		80-250100AL250S-NST		80-250100BSS250		80-250100BSS250NH	
3”	25'	80-30025CEAL		---		---		---		---	
	50'	80-300CEAL		80-300AL300S		---		---		---	
	100'	80-300100CEAL		80-300100AL300S		---		---		---	
4”	50'	80-0752035415AL		---		---		---		---	
	100'	80-0751002035415AL		---		---		---		---	

		ROCKER LUG - Aluminum Fire Coupling				ROCKER LUG - Brass Fire Coupling			
		NPSH		NST		NPSH		NST	
ID	Length	PART #	PRICE	PART #	PRICE	PART #	PRICE	PART #	PRICE
1-1/2”	50'	80-1502035415AL		80-1502035410AL		80-1502035415		80-1502035410	
	100'	80-1501002035415AL		80-1501002035410AL		80-1501002035415		80-1501002035410	
2”	50'	---		---		---		---	
	100'	---		---		---		---	
2-1/2”	50'	80-2502035451AL		80-2502035445AL		80-2502035450		80-2502035445	
	100'	80-2501002035451AL		80-2501002035445AL		80-2501002035450		80-2501002035445	

* 10% CUTTING CHARGE FOR ANY LENGTH HOSE NOT LISTED

MILL SINGLE JACKET / PVC - NBR LINED

SPECS

- **Temp Range:** -22° F to +158° F
- **Tube:** PVC/NBR
- **Reinforcement:** White, Polyester Jacket

150 PSI

FEATURES

- Made over sized to accommodate shank couplings

ID	OD	Length	POLYESTER-PVC/NBR LINED 150 PSI				
			Working PSI	Burst PSI	lbs per roll	Part #	List ft.
1”	n/a	50’	150	450	8	80-100PN	
	n/a	100’	150	450	16	80-100PN 100	
1-1/2”	n/a	50’	150	450	11	80-150PN	
	n/a	100’	150	450	22	80-150PN 100	
2”	n/a	50’	150	450	17	80-200PN	
	n/a	100’	150	450	34	80-200PN 100	
2-1/2”	n/a	50’	150	450	20	80-250PN	
	n/a	100’	150	450	40	80-250PN 100	
3”	n/a	50’	150	450	28	80-300PN	
	n/a	100’	150	450	56	80-300PN 100	
4”	n/a	50’	150	450	50	80-400PN	
	n/a	100’	150	450	-	80-400PN 100	

ASSEMBLIES - MILL HOSE - SINGLE JACKET - PVC/NBR

ID	Length	CAM LOCK C & E Aluminum		PIN LUG - Aluminum Shank				PIN LUG - Brass Shank			
				NPSH		NST		NPSH		NST	
		PART #	PRICE	PART #	PRICE	PART #	PRICE	PART #	PRICE	PART #	PRICE
1-1/2”	50’	---		---		---		80-150BSS150		80-150BSS150NH	
	100’	---		---		---		---		---	
2”	50’	80-200PNCEAL		---		---		80-200BSS200		80-200BSS200NH	
	100’	80-200PN100CEAL		---		---		---		---	
2-1/2”	50’	---		---		---		80-250BSS250		80-250BSS250NH	
	100’	---		---		---		---		---	

* 10% CUTTING CHARGE FOR ANY LENGTH HOSE NOT LISTED

MILL SINGLE JACKET / EPDM LINED

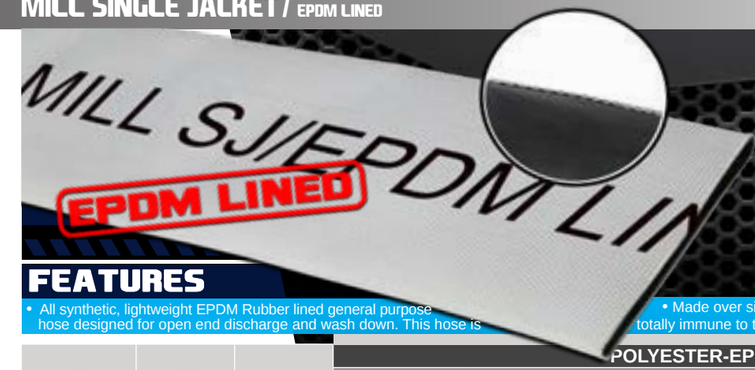

SPECS

- **Temp Range:** -22° F to +158° F
- **Tube:** EPDM
- **Reinforcement:** White, Polyester Jacket

150 PSI

FEATURES

- All synthetic, lightweight EPDM Rubber lined general purpose hose designed for open end discharge and wash down. This hose is totally immune to the effects of mildew and requires no drying.
- Made over sized to accommodate shank couplings

ID	OD	Length	POLYESTER-EPDM LINED 150 PSI				
			Working PSI	Burst PSI	lbs per roll	Part #	List ft.
1”	n/a	50’	150	450	8	80-132	
1-1/2”	n/a	50’	150	450	11	80-133	
	n/a	100’	150	450	22	80-133 100	
2”	n/a	50’	150	450	17	80-134	
	n/a	100’	150	450	34	80-134 100	
2-1/2”	n/a	50’	150	450	20	80-135	
	n/a	100’	150	450	40	80-135 100	
3”	n/a	50’	150	450	28	80-136	
	n/a	100’	150	450	56	80-136 100	
4”	n/a	50’	150	450	50	80-137	
6”	n/a	50’	150	450	59	80-139	

ASSEMBLIES - MILL HOSE - SINGLE JACKET - EPDM

ID	Length	CAM LOCK C & E - Aluminum PART #	PRICE
1-1/2”	50’	80-133CEAL	
	100’	80-133100CEAL	
2”	50’	80-134CEAL	
	100’	80-134100CEAL	
2-1/2”	50’	80-135CEAL	
	100’	80-135100CEAL	
3”	50’	80-136CEAL	
	100’	80-136100CEAL	
4”	50’	80-137CEAL	
6”	50’	80-13950CEAL	

ID	Length	PIN LUG - Aluminum Shank				PIN LUG - Brass Shank				PIN LUG - Brass Fire Coupling			
		NPSH		NST		NPSH		NST		NPSH		NST	
		PART #	PRICE	PART #	PRICE	PART #	PRICE	PART #	PRICE	PART #	PRICE	PART #	PRICE
1-1/2”	50’	80-133AL150S		80-133AL150S-NST		80-133BSS150		80-133BSS150NHF		80-1332035315		80-1332035310	
	100’	80-133100AL150S		80-133100AL150S-NST		80-133100BSS150		80-133100BSS150NHF		80-1331002035315		80-1331002035310	
2”	50’	---		---		---		---		---		---	
	100’	---		---		---		---		---		---	
2-1/2”	50’	80-135AL250S		80-135AL250S-NST		80-135BSS250		80-135BSS250NHF		80-1352035360		80-1352035355	
	100’	80-135100AL250S		80-135100AL250S-NST		80-135100BSS250		80-135100BSS250NHF		80-1351002035360		80-1351002035355	
3”	50’	80-136AL300S		---		---		---		---		---	
	100’	80-136100AL300S		---		---		---		---		---	
4”	100’	80-137AL400S		---		---		---		---		---	

ID	Length	ROCKER LUG - Aluminum Fire Coupling				ROCKER LUG - Brass Fire Coupling			
		NPSH		NST		NPSH		NST	
		PART #	PRICE	PART #	PRICE	PART #	PRICE	PART #	PRICE
1-1/2”	50’	80-1332035415AL		80-1332035410AL		80-1332035415		80-1332035410	
	100’	80-1331002035415AL		80-1331002035410AL		80-1331002035415		80-1331002035410	
2”	50’	---		---		---		---	
	100’	---		---		---		---	
2-1/2”	50’	80-1352035451AL		80-1352035445AL		80-1352035450		80-1352035445	
	100’	80-1351002035451AL		80-1351002035445AL		80-1351002035450		80-1351002035445	

* 10% CUTTING CHARGE FOR ANY LENGTH HOSE NOT LISTED

HOSES

MILL DOUBLE JACKET / SBR LINED

250 PSI

SPECS
- **Temp Range:** -22° F to +158° F
- **Tube:** SBR
- **Reinforcement:** White, Polyester Double Jacket

FEATURES
- All synthetic, lightweight SBR (rubber) lined general purpose hose designed for open end discharge and wash down. This hose is totally immune to the effects of mildew and requires no drying.
- Made over sized to accommodate shank couplings

ID	OD	Length	POLYESTER-SBR LINED 250 PSI				
			Working PSI	Burst PSI	lbs per roll	Part #	List ft.
1"	n/a	50'	250	750	7.5	80-100DJ	
1-1/2"	n/a	50'	250	750	11	80-150DJ	
	n/a	100'	250	750	22	80-150DJ 100	
2"	n/a	50'	250	750	17	80-200DJ	
	n/a	100'	250	750	34	80-200DJ 100	
2-1/2"	n/a	50'	250	750	20	80-250DJ	
	n/a	100'	250	750	40	80-250DJ 100	
3"	n/a	50'	250	750	28	80-300DJ	
	n/a	100'	250	750	56	80-300DJ 100	
4"	n/a	50'	250	750	50	80-400DJ	
	n/a	100'	250	750	56	80-400DJ 100	

ASSEMBLIES - MILL HOSE - DOUBLE JACKET - SBR

ID	Length	CAM LOCK C & E Aluminum		PIN LUG - Aluminum Shank				PIN LUG - Brass Shank			
				NPSH		NST		NPSH		NST	
		PART #	PRICE	PART #	PRICE	PART #	PRICE	PART #	PRICE	PART #	PRICE
1-1/2"	50'	80-150DJCEAL		80-150DJAL150S		80-150DJAL150NH		80-150DJBSS150		80-150DJBSS150NH	
2"	50'	80-200DJCEAL		80-200DJAL200S		---		80-200DJBSS200		80-200DJBSS200NH	
2-1/2"	50'	80-250DJCEAL		80-250DJAL250S		80-250DJAL250SNH		80-250DJBSS250		80-250DJBSS250NH	

MILL DOUBLE JACKET / PVC - NBR LINED

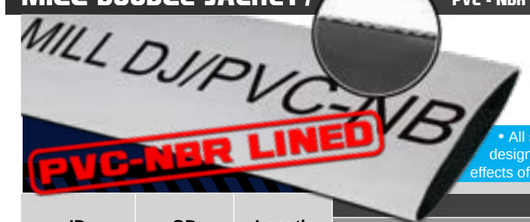

250 PSI

SPECS
- **Temp Range:** -22° F to +158° F
- **Tube:** PVC/NBR
- **Reinforcement:** White, Polyester Double Jacket

- All synthetic, lightweight PVC / NBR (plastic/rubber) lined general purpose hose designed for open end discharge and wash down. This hose is totally immune to the effects of mildew and requires no drying.
- Made over sized to accommodate shank couplings

ID	OD	Length	POLYESTER-PVC/NBR LINED 250 PSI				
			Working PSI	Burst PSI	lbs per roll	Part #	List ft.
1-1/2"	n/a	50'	250	750	11	80-150DJPN	
	n/a	100'	250	750	22	80-150DJPN 100	
2"	n/a	50'	250	750	17	80-200DJPN	
	n/a	100'	250	750	34	80-200DJPN 100	
2-1/2"	n/a	50'	250	750	20	80-250DJPN	
	n/a	100'	250	750	40	80-250DJPN 100	

ASSEMBLIES - MILL HOSE - DOUBLE JACKET - PVC/NBR

ID	Length	CAM LOCK C & E Aluminum		PIN LUG - Aluminum Shank				PIN LUG - Brass Shank			
				NPSH		NST		NPSH		NST	
		PART #	PRICE	PART #	PRICE	PART #	PRICE	PART #	PRICE	PART #	PRICE
1-1/2"	50'	---		---		---		80-150DJBSS150		80-150DJBSS150NH	
2"	50'	---		---		---		80-200DJBSS200		80-200DJBSS200NH	
2-1/2"	50'	---		---		---		80-250DJBSS250		80-250DJBSS250NH	

* 10% CUTTING CHARGE FOR ANY LENGTH HOSE NOT LISTED

SINGLE JACKET - 300# TEST

135 PSI

SPECS
- **Temp Range:** -22° F to +158° F
- **Tube:** EPDM
- **Reinforcement:** White, Polyester Jacket

- Service Test Pressures are 1/2 of Acceptance Test Pressures per NFPA 1962 latest edition

FEATURES
- Single Jacket with a high-grade single ply extruded EPDM liner. This hose is totally immune to the effects of mildew. It is designed for emergency fire protection with water pressure not exceeding 135 psi working pressure. 100% Polyester Cover

ID	OD	Length	POLYESTER-EPDM LINED 135 PSI						
			Working PSI	Service Test Pressure	Burst PSI	lbs per roll	Bowl Size	Part #	List ft.
1-1/2"	n/a	50'	135	150	450	11	1-3/4"	80-075	
	n/a	100'	135	150	450	22	1-3/4"	80-075 100	
2"	n/a	50'	135	150	450	17	2-5/16"	80-076	
	n/a	100'	135	150	450	26	2-5/16"	80-076 100	
2-1/2"	n/a	50'	135	150	450	25	2-13/16"	80-077	
	n/a	100'	135	150	450	50	2-13/16"	80-077 100	

ASSEMBLIES - SINGLE JACKET - 300# TEST

ID	Length	ROCKER LUG - ALUMINUM FIRE COUPLING				EPDM LINED FIRE HOSE ROCKER LUG - BRASS FIRE COUPLING				PIN LUG - BRASS FIRE COUPLING			
		NPSH		NST		NPSH		NST		NPSH		NST	
		PART #	PRICE	PART #	PRICE	PART #	PRICE	PART #	PRICE	PART #	PRICE	PART #	PRICE
1-1/2"	50'	80-0752035415AL		80-0752035410AL		80-0752035415		80-0752035410		80-0752035315		80-0752035310	
	100'	80-0751002035415AL		80-0751002035410AL		80-0751002035415		80-0751002035410		80-0751002035315		80-0751002035310	
2-1/2"	50'	80-0772035451AL		80-0772035445AL		80-0772035450		80-0772035445		80-0772035345		80-0772035355	
	100'	80-0771002035451AL		80-0771002035445AL		80-0771002035450		80-0771002035445		80-0771002035345		80-0771002035355	

SINGLE JACKET - 500# TEST

225 PSI

SPECS
- **Temp Range:** -22° F to +158° F
- **Tube:** EPDM
- **Reinforcement:** White, Polyester Jacket

- Service Test Pressures are 1/2 of Acceptance Test Pressures per NFPA 1962 latest edition

FEATURES
- Single Jacket with a high-grade single ply extruded EPDM liner. This hose is totally immune to the effects of mildew. It is designed for emergency fire protection with water pressure not exceeding 225 psi working pressure. 100% Polyester Cover

ID	OD	Length	POLYESTER-EPDM LINED 225 PSI						
			Working PSI	Service Test Pressure	Burst PSI	lbs per roll	Bowl Size	Part #	List ft.
1-1/2"	n/a	50'	225	250	750	11	1-3/4"	80-083	
	n/a	100'	225	250	750	22	1-3/4"	80-083 100	
2"	n/a	50'	225	250	750	17	2-5/16"	80-084	
	n/a	100'	225	250	750	26	2-5/16"	80-084 100	
2-1/2"	n/a	50'	225	250	750	25	2-13/16"	80-085	
	n/a	100'	225	250	750	50	2-13/16"	80-085 100	

ASSEMBLIES - SINGLE JACKET - 500# TEST

ID	Length	ROCKER LUG - ALUMINUM FIRE COUPLING				EPDM LINED FIRE HOSE ROCKER LUG - BRASS FIRE COUPLING				PIN LUG - BRASS FIRE COUPLING			
		NPSH		NST		NPSH		NST		NPSH		NST	
		PART #	PRICE	PART #	PRICE	PART #	PRICE	PART #	PRICE	PART #	PRICE	PART #	PRICE
1-1/2"	50'	80-0832035415AL		80-0832035410AL		80-0832035415		80-0832035410		80-0832035315		80-0832035310	
	100'	80-0831002035415AL		80-0831002035410AL		80-0831002035415		80-0831002035410		80-0831002035315		80-0831002035310	
2-1/2"	50'	80-0852035451AL		80-0852035445AL		80-0852035450		80-0852035445		80-0852035345		80-0852035355	
	100'	80-0851002035451AL		80-0851002035445AL		80-0851002035450		80-0851002035445		80-0851002035345		80-0851002035355	

* 10% CUTTING CHARGE FOR ANY LENGTH HOSE NOT LISTED

SINGLE JACKET - 300# TEST - (UL Label)



SPECS

- **Temp Range:** -22° F to +158° F
- **Tube:** EPDM
- **Reinforcement:** White, Polyester Jacket

• Service Test Pressures are 1/2 of Acceptance Test Pressures per NFPA 1962 latest edition

135 PSI

FEATURES

• Single Jacket with a high-grade single ply extruded EPDM liner. This hose is totally immune to the effects of mildew. It is designed for fire protection with water pressure not exceeding 135 psi working pressure. 100% Polyester Cover

ID	OD	Length	POLYESTER-EPDM LINED 135 PSI						
			Working PSI	Service Test Pressure	Burst PSI	lbs per roll	Bowl Size	Part #	List ft.
1-1/2"	n/a	50'	135	150	450	11	1-3/4"	80-075UL	
	n/a	75'	135	150	450	16.5	1-3/4"	80-075UL 75	
	n/a	100'	135	150	450	22	1-3/4"	80-075UL 100	
2-1/2"	n/a	50'	135	150	450	25	2-13/16"	80-077UL	
	n/a	75'	135	150	450	37.5	2-13/16"	80-077UL 75	
	n/a	100'	135	150	450	50	2-13/16"	80-077UL 100	

ASSEMBLIES - MILL HOSE - SINGLE JACKET - 300# TEST - (UL Label)

ID	Length	EPDM LINED FIRE HOSE: ROCKER LUG - ALUMINUM FIRE COUPLING NPSH PART #	PRICE	ROCKER LUG NST PART #	PRICE	ROCKER LUG - BRASS FIRE COUPLING NPSH PART #	PRICE	ROCKER LUG NST PART #	PRICE	PIN LUG - BRASS FIRE COUPLING NPSH PART #	PRICE	PIN LUG NST PART #	PRICE
1-1/2"	50'	80-075UL2035415AL		80-075UL2035410AL		80-075UL2035415		80-075UL2035410		80-075UL2035315		80-075UL2035310	
	100'	80-075UL1002035415AL		80-075UL1002035410AL		80-075UL1002035415		80-075UL1002035410		80-075UL1002035315		80-075UL1002035310	
2-1/2"	50'	80-077UL2035451AL		80-077UL2035445AL		80-077UL2035450		80-077UL2035445		80-077UL2035345		80-077UL2035355	
	100'	80-077UL1002035451AL		80-077UL1002035445AL		80-077UL1002035450		80-077UL1002035445		80-077UL1002035345		80-077UL1002035355	

SINGLE JACKET - 500# TEST - (UL Label)

SPECS

- **Temp Range:** -22° F to +158° F
- **Tube:** EPDM
- **Reinforcement:** White, Polyester Jacket

• Service Test Pressures are 1/2 of Acceptance Test Pressures per NFPA 1962 latest edition

225 PSI

FEATURES

• Single Jacket with a high-grade single ply extruded EPDM liner. This hose is totally immune to the effects of mildew. It is designed for emergency fire protection with water pressure not exceeding 135 psi working pressure. 100% Polyester Cover

ID	OD	Length	POLYESTER-EPDM LINED 225 PSI						
			Working PSI	Service Test Pressure	Burst PSI	lbs per roll	Bowl Size	Part #	List ft.
1-1/2"	n/a	50'	225	250	750	13	1-3/4"	80-083UL	
	n/a	100'	225	250	750	26	1-3/4"	80-083UL 100	
2-1/2"	n/a	50'	225	250	750	25	2-13/16"	80-085UL	
	n/a	100'	225	250	750	52	2-13/16"	80-085UL 100	

ASSEMBLIES - MILL HOSE - SINGLE JACKET - 500# TEST - (UL Label)

ID	Length	EPDM LINED FIRE HOSE: ROCKER LUG - ALUMINUM FIRE COUPLING NPSH PART #	PRICE	ROCKER LUG NST PART #	PRICE	ROCKER LUG - BRASS FIRE COUPLING NPSH PART #	PRICE	ROCKER LUG NST PART #	PRICE	PIN LUG - BRASS FIRE COUPLING NPSH PART #	PRICE	PIN LUG NST PART #	PRICE
1-1/2"	50'	80-075UL2035415AL		80-075UL2035410AL		80-075UL2035415		80-075UL2035410		80-075UL2035315		80-075UL2035310	
	100'	80-075UL1002035415AL		80-0751002035410AL		80-075UL1002035415		80-075UL1002035410		80-075UL1002035315		80-075UL1002035310	
2-1/2"	50'	80-077UL2035451AL		80-077UL2035445AL		80-077UL2035450		80-077UL2035445		80-077UL2035345		80-077UL2035355	
	100'	80-077UL1002035451AL		80-077UL1002035445AL		80-077UL1002035450		80-077UL1002035445		80-077UL1002035345		80-077UL1002035355	

* 10% CUTTING CHARGE FOR ANY LENGTH HOSE NOT LISTED

DOUBLE JACKET - 600# TEST

SPECS

- **Temp Range:** -22° F to +158° F
- **Tube:** EPDM
- **Reinforcement:** White, Polyester Double Jacket

• Service Test Pressures are 1/2 of Acceptance Test Pressures per NFPA 1962 latest edition

270 PSI

FEATURES

• The ultimate in industrial fire protection, this hose is manufactured to exacting municipal requirements. The jackets are woven from the finest high tensile. 100% polyester yarn, w/Complete filler coverage of both jackets. The compact weave insures flexibility & strength; provides protection against wear from abrasion. It does not require drying after use & is completely immune to mildew & rot.

ID	OD	Length	POLYESTER-EPDM LINED 270 PSI						
			Working PSI	Service Test Pressure	Burst Pressure	lbs per ft	Bowl Size	Part #	List ft.
1-1/2"	n/a	50'	270	300	900	16.5	1-15/16"	80-002	
	n/a	100'	270	300	900	33	1-15/16"	80-002 100	
2"	n/a	50'	270	300	900	19	2-5/16"	80-003	
2-1/2"	n/a	50'	270	300	900	28.5	3"	80-130	
	n/a	100'	270	300	900	57	3"	80-130 100	

ASSEMBLIES - MILL HOSE - DOUBLE JACKET - 600# TEST

ID	Length	EPDM LINED FIRE HOSE: PIN LUG - BRASS FIRE COUPLING NPSH PART #	PRICE	PIN LUG NST PART #	PRICE	ROCKER LUG - BRASS FIRE COUPLING NPSH PART #	PRICE	ROCKER LUG NST PART #	PRICE
1-1/2"	50'	---		80-0022012110		80-0022015915		80-0022015910	
	100'	---		80-0021002012110		80-0021002015915		80-0021002015910	
2-1/2"	50'	---		80-1302012165		---		80-1302015953	
	100'	---		80-1301002012165		---		80-1301002015953	

DOUBLE JACKET - 800# TEST

SPECS

- **Temp Range:** -22° F to +158° F
- **Tube:** EPDM
- **Reinforcement:** White, Polyester Double Jacket

• Service Test Pressures are 1/2 of Acceptance Test Pressures per NFPA 1962 latest edition

360 PSI

FEATURES

• The ultimate in industrial fire protection, this hose is manufactured to exacting municipal requirements. The jackets are woven from the finest high tensile. 100% polyester yarn, w/Complete filler coverage of both jackets. The compact weave insures flexibility & strength; provides protection against wear from abrasion. It does not require drying after use & is completely immune to mildew & rot.

ID	OD	Length	POLYESTER-EPDM LINED 360 PSI						
			Working PSI	Service Test Pressure	Burst Pressure	lbs per ft	Bowl Size	Part #	List ft.
1-1/2"	n/a	50'	360	400	1200	17	1-15/16"	80-004	
	n/a	100'	360	400	1200	33	1-15/16"	80-004 100	
2-1/2"	n/a	50'	360	400	1200	29	3"	80-131	
	n/a	100'	360	400	1200	57	3"	80-131 100	

ASSEMBLIES - MILL HOSE - DOUBLE JACKET - 800# TEST

ID	Length	EPDM LINED FIRE HOSE: PIN LUG - BRASS FIRE COUPLING NPSH PART #	PRICE	PIN LUG NST PART #	PRICE	ROCKER LUG - BRASS FIRE COUPLING NPSH PART #	PRICE	ROCKER LUG NST PART #	PRICE
1-1/2"	50'	---		80-0042012110		80-0042015915		80-0042015910	
	100'	---		80-0041002012110		80-0041002015915		80-0041002015910	
2-1/2"	50'	---		80-1312012165		---		80-1312015953	
	100'	---		80-1311002012165		---		80-1311002015953	

* 10% CUTTING CHARGE FOR ANY LENGTH HOSE NOT LISTED

NOVADURA SINGLE JACKET - 500 # TEST - RED

• Service Test Pressures are 1/2 of Acceptance Test Pressures per NFPA 1962 latest edition

225 PSI

SPECS

- **Temp Range:** -22° F to +158° F
- **Tube:** EPDM
- **Reinforcement:** White, Polyester Jacket

FEATURES

• This hose is 100% polyester with a outer red polymeric coating having high ozone and abrasion resistance. Wide range of application including power plants, steel plants, mines and all other types of industry needing high visibility and maintenance free hose. Recommended 135 psi working pressure.

ID	OD	Length	RED POLYMERIC COATING / POLYESTER-EPDM LINED 225 PSI						
			Working PSI	Service Test Pressure	Burst Pressure	lbs per roll	Bowl Size	Part #	List ft.
1-1/2"	n/a	50'	225	250	750	17	1-3/4"	NOVADURA150	
	n/a	100'	225	250	750	33	1-3/4"	NOVADURA150 100	
2-1/2"	n/a	50'	225	250	750	29	2-13/16"	NOVADURA250	
	n/a	100'	225	250	750	57	2-13/16"	NOVADURA250 100	

ASSEMBLIES - NOVADURA SINGLE JACKET - 500 # TEST - RED



EPDM LINED FIRE HOSE

ID	Length	ROCKER LUG - ALUMINUM FIRE COUPLING				ROCKER LUG - BRASS FIRE COUPLING				PIN LUG - BRASS FIRE COUPLING			
		NPSH		NST		NPSH		NST		NPSH		NST	
		PART #	PRICE	PART #	PRICE	PART #	PRICE	PART #	PRICE	PART #	PRICE	PART #	PRICE
1-1/2"	50'	N1502035415AL		N1502035410AL		N1502035415		N1502035410		N1502035315		N1502035310	
	100'	N1501002035415AL		N1501002035410AL		N1501002035415		N1501002035410		N1501002035315		N1501002035310	
2-1/2"	50'	N2502035451AL		N2502035445AL		N2502035450		N2502035445		N2502035360		N2502035355	
	100'	N2501002035451AL		N2501002035445AL		N2501002035450		N2501002035445		N2501002035360		N2501002035355	

NOVADURA SINGLE JACKET - 500 # TEST - YELLOW

• Service Test Pressures are 1/2 of Acceptance Test Pressures per NFPA 1962 latest edition

135 PSI

SPECS

- **Temp Range:** -22° F to +158° F
- **Tube:** EPDM
- **Reinforcement:** White, Polyester Jacket

FEATURES

•This hose is 100% polyester with a outer yellow polymeric coating having high ozone and abrasion resistance. A wide range of applications including power plants, steel plants, mines and all other types of industry needing high visibility and maintenance free hose. Recommended 135 psi working pressure.

ID	OD	Length	YELLOW POLYMERIC COATING / POLYESTER-EPDM LINED 135 PSI						
			Working PSI	Service Test Pressure	Burst Pressure	lbs per roll	Bowl Size	Part #	List ft.
1-1/2"	n/a	50'	135	250	750	17	1-3/4"	NOVADURA150Y	
	n/a	100'	135	250	750	33	1-3/4"	NOVADURA150Y 100	
2-1/2"	n/a	50'	135	250	750	29	2-13/16"	NOVADURA250Y	
	n/a	100'	135	250	750	57	2-13/16"	NOVADURA250Y 100	

ASSEMBLIES - NOVADURA SINGLE JACKET - 500 # TEST - YELLOW



EPDM LINED FIRE HOSE

ID	Length	ROCKER LUG - ALUMINUM FIRE COUPLING				ROCKER LUG - BRASS FIRE COUPLING				PIN LUG - BRASS FIRE COUPLING			
		NPSH		NST		NPSH		NST		NPSH		NST	
		PART #	PRICE	PART #	PRICE	PART #	PRICE	PART #	PRICE	PART #	PRICE	PART #	PRICE
1-1/2"	50'	NY1502035415AL		NY1502035410AL		NY1502035415		NY1502035410		NY1502035315		NY1502035310	
	100'	NY1501002035415AL		NY1501002035410AL		NY1501002035415		NY1501002035410		NY1501002035315		N1501002035310	
2-1/2"	50'	NY2502035451AL		NY2502035445AL		NY2502035450		NY2502035445		NY2502035360		NY2502035355	
	100'	NY2501002035451AL		NY2501002035445AL		NY2501002035450		NY2501002035445		NY2501002035360		NY2501002035355	

FORESTRY HOSE - 500 # TEST

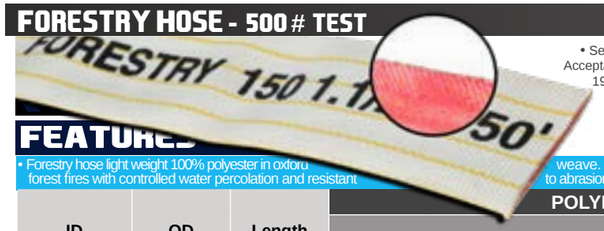

• Service Test Pressures are 1/2 of Acceptance Test Pressures per NFPA 1962 latest edition

225 PSI

SPECS

- **Temp Range:** -22° F to +158° F
- **Tube:** Proprietary Blend
- **Reinforcement:** White, Polyester Oxford Weave Jacket

FEATURES

• Forestry hose light weight 100% polyester in oxford weave. Lining is patented lamination of tropicalized rubber. This hose is ideal to combat forest fires with controlled water percolation and resistant to abrasion and heat. Cover is yellow for high visibility. Recommended 125 psi working pressure.

ID	OD	Length	POLYESTER - PROPRIETARY BLEND 225 PSI						
			Working PSI	Service Test Pressure	Burst Pressure	lbs per roll	Bowl Size	Part #	List ft.
1-1/2"	n/a	50'	225	250	750	11	1-3/4"	FORESTRY150	
	n/a	100'	225	250	750	22	1-3/4"	FORESTRY150 100	

* 10% CUTTING CHARGE FOR ANY LENGTH HOSE NOT LISTED

RED NITRILE COVERED PERMALINE - 500 # TEST

SPECS

- **Temp Range:** -4° F to +174° F
- **Cover: Red,** Nitrile
- **Tube:** EPDM
- **Reinforcement:** Red, Nitrile Jacket

225 PSI

• Service Test Pressures are 1/2 of Acceptance Test Pressures per NFPA 1962 latest edition

FEATURES

• This covered hose is a premium quality, abrasion resistant, chemical resistant, lightweight industrial fire hose. The one-piece cover/lining totally encompasses the synthetic reinforcement providing an industrial fire hose that is easy to use, clean and maintain. This hose is totally immune to mildew & resists the effects of most chemicals. Recommended 225 psi working pressure.

ID	OD	Length	NITRILE - RED 225 PSI						
			Working PSI	Service Test Pressure	Burst PSI	lbs per roll	Bowl Size	Part #	List ft.
1-1/2"	n/a	50'	225	250	750	10.5	1-3/4"	PERMALINE150	
	n/a	100'	225	250	750	21	1-3/4"	PERMALINE150 100	
2-1/2"	n/a	50'	225	250	750	19.5	2-13/16"	PERMALINE250	
	n/a	100'	225	250	750	39	2-13/16"	PERMALINE250 100	

ASSEMBLIES - RED NITRILE COVERED PERMALINE - 500 # TEST



EPDM LINED FIRE HOSE

ID	Length	PIN LUG - BRASS FIRE COUPLING				ROCKER LUG - BRASS FIRE COUPLING			
		NPSH		NST		NPSH		NST	
		PART #	PRICE	PART #	PRICE	PART #	PRICE	PART #	PRICE
1-1/2"	50'	P1502035315		P1502035310		P1502035415		P1502035410	
	100'	P1501002035315		P1501002035310		P1501002035415		P1501002035410	
2-1/2"	50'	P2502035360		P2502035355		P2502035450		P2502035445	
	100'	P2501002035360		P2501002035355		P2501002035450		P2501002035445	

YELLOW NITRILE COVERED PERMALINE - 500 # TEST

SPECS

- **Temp Range:** -4° F to +174° F
- **Cover: Yellow,** Nitrile
- **Tube:** EPDM
- **Reinforcement:** Yellow, Nitrile Jacket

225 PSI

• Service Test Pressures are 1/2 of Acceptance Test Pressures per NFPA 1962 latest edition

FEATURES

• This covered hose is a premium quality, abrasion resistant, chemical resistant, lightweight industrial fire hose. The one-piece cover/lining totally encompasses the synthetic reinforcement providing an industrial fire hose that is easy to use, clean and maintain. This hose is totally immune to mildew and resists the effects of most chemicals. Recommended 225 psi working pressure

ID	OD	Length	NITRILE - YELLOW 225 PSI						
			Working PSI	Service Test Pressure	Burst PSI	lbs per roll	Bowl Size	Part #	List ft.
1-1/2"	n/a	50'	225	250	750	10.5	1-3/4"	PERMALINE150Y	
	n/a	100'	225	250	750	21	1-3/4"	PERMALINE150Y 100	
2-1/2"	n/a	50'	225	250	750	19.5	2-13/16"	PERMALINE250Y	

ASSEMBLIES - YELLOW NITRILE COVERED PERMALINE - 500 # TEST



EPDM LINED FIRE HOSE

ID	Length	PIN LUG - BRASS FIRE COUPLING				ROCKER LUG - BRASS FIRE COUPLING			
		NPSH		NST		NPSH		NST	
		PART #	PRICE	PART #	PRICE	PART #	PRICE	PART #	PRICE
1-1/2"	50'	PY1502035315		PY1502035310		PY1502035415		PY1502035410	
	100'	PY1501002035315		PY1501002035310		PY1501002035415		PY1501002035410	
2-1/2"	50'	PY2502035360		PY2502035355		PY2502035450		PY2502035445	
	100'	PY2501002035360		PY2501002035355		PY2501002035450		PY2501002035445	

* 10% CUTTING CHARGE FOR ANY LENGTH HOSE NOT LISTED

CORROSION RESISTANCE OF COUPLING MATERIALS

CAUTION: The following data has been compiled from generally available sources end should not be relied upon without consulting and following the specific recommendations of the manufacturer regarding particular coupling materials.

RATINGS: 1. Excellent 2. Good 3. Fair Conditional x. Not Satisfactory **NOTES:** No rationg indicates no data available

AGENT	Mall. From Steel	Brass	Bronze	Aluminum	Glass	Stainless 410, 416, 430	Stainless 302, 202, 304, 308	Stainless 316	Monel
Acetate, Solvents, Crude		3				2	1	1	2
Acetate, Solvents, Pure		1	1	1		1	1	1	1
Acetic Acid	X	X	X	2	1	X	2	2	2
Acetic Acid Vapor	X	X		3		X	2	2	3
Acetic Anhydride	X	X		2		X	2	2	2
Acetone	1	1	1	1	1	1	1	1	1
Acetylene	1	2		1		1	1	1	2
Alcohols	1	2		1		1	1	1	1
Aluminum Sulfate	X	3	3	3	1	X	3	2	2
Alums	X	3	2	3	1	X	3	2	2
Ammonia Gas	1	X	3	1	3	1	1	1	X
Ammonium Chloride	1	3		1*		3	3	1	1
Ammonium Hydroxide	2	X		2		1	1	1	3
Ammonium Nitrate	1	X		2		1	1	1	3
Ammonium Phosphate (Ammoniacal)		X				1	1	1	2
Ammonium Phosphate (Neutral)		3				1	1	1	2
Ammonium Phosphate (Acid)		3				3	2	1	2
Ammonium Sulfate	1	3				2	1	1	2
Asphalt	1	2				2	1	1	1
Beer	2	2	1	1		X	1	1	1
Beet SugarLiquors	1	2		1		2	1	1	1
Benzene, Benzol	1	1	1	1	1	1	1	1	1
Benzine (petroleum-naphtha)	1	1		1		1	1	1	1
Borax	2	2				1	1	1	1
Boric Acid	X	3		1		3	2	1	1
Butane, Butylene	1	1	1	1		1	1	1	1
Butadiene		1				1	1	1	1
Calcium Bisulfate		X				X	2	1	X
Calcium Hypochlorite	3	3	3	X	3	X	3	2	3
Cane Sugar Liquors	1	2		1		2	1	1	1
Carbon Dioxide (Dry)	1	1		1		1	1	1	1
Carbon Dioxide (Wet & Aqueous Sol)	2	3		2		2	1	1	2
Carbon Disulfide	2	3		2		2	1	1	3
Carbon Tetrachloride	3	1	2	3	1	1	1	1	1
Chlorine (Dry)	2	2	2	1	2	2	2	2	1
Chlorine (Wet)	X	X	3	X	2	X	X	3	3
Chromic Acid		X	X	X	1	3	2	2	3
Citric Acid	X	3		1		3	X	1	2
Coke Oven Gas	1	3		2		1	1	1	2
Copper Sulfate	X	X		X		1	1	1	3
Core Oils		1	1			1	1	1	1
Cottonseed Oil	1	1	1	1		1	1	1	1
Creosote	2	3		1		1	1	1	1
Ethers	2	1		1		1	1	1	1
Ethylene Glycol	2	2				1	1	1	1
Ferric Chloride	X	X	X	X	1	X	X	X	X
Ferric Sulfate	X	X		X		1	1	1	3
Formaldehyde	2	2		2		1	1	1	1

*3 to X at high temperatures. Chemical Chart is reprinted from 1996 RMA Hose Handbook

CORROSION RESISTANCE OF COUPLING MATERIALS

CAUTION: The following data has been compiled from generally available sources end should not be relied upon without consulting and following the specific recommendations of the manufacturer regarding particular coupling materials.

RATINGS: 1. Excellent 2. Good 3. Fair Conditional x. Not Satisfactory **NOTES:** No rationg indicates no data available

AGENT	Mall. From Steel	Brass	Bronze	Aluminum	Glass	Stainless 410, 416, 430	Stainless 302, 202, 304, 308	Stainless 316	Monel
Formic Acid	X	2		X		X	2	1	2
Freon	3	1	1	1		1	1	1	1
Furfural	1	2		1		1	1	1	1
Gasoline (Sour)	3	3		3		3	1	1	X
Gasoline (Refined)	1	1	1	1		1	1	1	1
Gelatin	1	3		1		1	1	1	1
Glucose	1	1		1		1	1	1	1
Glue	1	3		1		1	1	1	1
Glycerine or Glycerol	1	2		1		1	1	1	1
Hydrochloric Acid	X	X	X	X	1	X	X	X	X
Hydrocyanic Acid	3	X		1		3	1	1	2
Hydrofluoric Acid	X	3	3	X	X	X	X	X	X
Hydrogen Fluoride		3				X	X	3	1
Hydrogen	1	1		1		1	1	1	1
Hyrogen Peroxide	X	X		1		1	2	1	2
Hydrogen Sulfide (Dry)	3	3		2		3	2	1	3
Hydrogen Sulfide (Wet)	3	3		2		3	2	1	3
Lacquers and Lacquer Solvents	3	2		1		1	1	1	1
Lactic Acid	X			3			3	2	1
Lime-Sulfur	2	X		2		1	1	2	
Linseed Oil	1	1		1			1	1	1
Magnesium Chloride	3	3		X		3	2	1	1
Magnesium Hydroxide	1	2		X		1	1	1	1
Magnesium Sulfate	2	2		3		1	1	1	1
Mercuric Chloride	3	X		X		X	X	3	X
Mercury	1	X		X		1	1	1	2
Milk	3	3		1		2	1	1	3
Molasses	2	X		2		2	1	1	1
Natural Gas	1	2		1		1	1	1	1
Nickel Chloride		X		X		X	3	2	2
Nickel Sulfate		3		X		3	2	1	1
Nitric Acid	X	X	X	3	1	2	2	2	X
Oleic Acid	2	3		1		2	2	1	1
Oxalic Acid	3	3		2		3	2	1	1
Oxygen	1	1	1	1		1	1	1	1
Palmitic Acid	1	3		1		2	2	1	1
Petroleum Oils (Sour)		3				3	1	1	X
Petroleum Oils (Refined)	1	1	1	1		1	1	1	1
Phosphoric Acid 25%	3	X		3	3	X	3	1	2
Phosphoric Acid 25-50%	X	X		X	3	X	X	2	2
Phosphoric Acid 50-85%	X	X		X	X	X	X	2	2
Picric Acid	3	X		3		2	1	1	X
Potassium Chloride	2	3		3		3	2	1	1
Potassium Hydroxide	3	X		X		1	1	1	1
Potassium Sulfate	2	2		1		1	1	1	1
Propane	1	1				1	1	1	1
Rosin (Dark)	1	2			1	1	1	1	1
Rosin (Light)		X		1		1	1	1	2

*3 to X at high temperatures. Chemical Chart is reprinted from 1996 RMA Hose Handbook

CORROSION RESISTANCE OF COUPLING MATERIALS

CAUTION: The following data has been compiled from generally available sources end should not be relied upon without consulting and following the specific recommendations of the manufacturer regarding particular coupling materials.

RATINGS: 1. Excellent 3. Fair Conditional 2. Good x. Not Satisfactory

NOTES: No rationg indicates no data available

AGENT	Mall. From Steel	Brass	Bronze	Aluminum	Glass	Stainless 410, 416, 430	Stainless 302, 202, 304, 308	Stainless 316	Monel
Shellac		2		2		1	1	1	1
Sludge Acid		X				X	X	3	2
Soda Ash (Sodium Carbonate)	1	2		X		1	1	1	1
Sodium Bicarbonate	3	1		X		1	1	1	1
Sodium Bisulfate	X	3		3		X	1	1	1
Sodium Chloride	2	3	2	X	1	3	2	1	1
Sodium Cyanide	2	X		X		1	1	1	2
Sodium Hydroxide	3	X	3	X	X	2	2	2	1
Sodium Hypochlorite	X	X		X		X	3	2	3
Sodium Metaphosphate	X	3		1		2	1	1	1
Sodium Nitrate	1	3		1		1	1	1	1
Sodium Perborate	3	3		1		1	1	1	1
Sodium Peroxide	3	3		1		1	1	1	1
Sodium Phosphate (Alkaline)		3				1	1	1	1
Sodium Phosphate (Neutral)		2				1	1	1	1
Sodium Phosphate (Acid)		2				X	2	1	1
Sodium Silicate	1	3		X		1	1	1	1
Sodium Sulfate	1	2		3		1	1	1	1
Sodium Sulfide	1	X				1	1	1	2
Sodium Thiosulfate (Hypo)	3	X		X		1	1	1	2
Stearic Acid	3	3		3		2	2	1	1
Sulfate Liquors		X				1	1	1	2
Sulfur	2	X		2		2	2	1	3
Sulfur Chloride	X	X				X	3	2	2
Sulfur Dioxide (Dry)	2	1		1		1	1	1	1
Sulfur Dioxide (Wet)		X				X	2	1	X
Sulfuric Acid 10%	X	X	3	3		X	X	2	2
Sulfuric Acid 10-75%	X	X	X	X		X	X	X	2
Sulfuric Acid 75-95%	3	X	X	X		3	3	2	3
Sulfuric Acid 95%	2	X	X			2	2	2	X
Surlfurous Acid	X	X		X		X	3	2	X
Tannic Acid	3	3	1	X			1	1	1
Tar	1	2		1		2	1	1	1
Toluene, Toluol	1	1		1		1	1	1	1
Trichlorethylene	3	1		3		1	1	1	1
Turpentine		3		1		3	1	1	1
Varnish	2	2				1	1	1	1
Vegetable Oils	1	2		1		1	1	1	1
Vinegar	3	3		3		3	2	1	2
Water (Acid Mine Water)	3	X		3		2	1	1	3
Water (Fresh)	3	1		1		1	1	1	1
Water (Salt)	3	3	2	X		3	2	2	1
Whiskey	X	2				3	1	1	2
Wines	X	2				3	1	1	2
Xylene, Xylol	2	1		1		1	1	1	1
Zinc Chloride	X	X		X		3	2	1	1
Zinc Sulfate	3	3		3		3	2	1	1

*3 to X at high temperatures.

Chemical Chart is reprinted from 1996 RMA Hose Handbook

OIL & GASOLINE RESISTANCE

Rubber hose is used to convey petroleum products both in the crude and refined stages. The aromatic content of refined gasoline is often adjusted to control the octane rating. The presence of aromatic hydrocarbons in this fuel generally has a greater effect on rubber components than do aliphatic hydrocarbons. Aromatic materials in contact with rubber tend to soften it and reduce its physical properties. For long lasting service, the buyer of gasoline hose should inform the hose manufacturer of the aromatic content of the fuel to be handled so that the proper tube compound can be recommended for the specific application.

The effects of oil on rubber depend on a number of factors that include the type of rubber compound, the composition of the oil, the temperature and time of exposure. Rubber compounds can be classified as to their degree of oil resistance based on their physical properties after exposure to a standard test fluid. In this RMA classification, the rubber samples are immersed in IRM 903 oil at 100°C for 70 hours. (See ASTM Method D-471 for a detailed description of the oil and the testing procedure.) As a guide to the user of hose in contact with oil, the oil resistance classes and a corresponding description are listed.

PHYSICAL PROPERTIES AFTER EXPOSURE TO OIL:

		VOLUME CHANGE MAXIMUM	TENSILE STRENGTH RETAINED
CLASS A	(HIGH OIL RESISTANCE)…….....	**+25%**	**80%**
CLASS B	(MEDIUM/HIGH OIL RESISTANCE)……....	**+65%**	**50%**
CLASS C	(MEDIUM OIL RESISTANCE)…….....	**+100%**	**40%**

CHEMICAL RECOMMENDATIONS

The materials being handled by flexible rubber hose are constantly increasing in number and diversity. T o assist in the selection of the proper elastomer for the service conditions encountered, the following table has been prepared. The reader is cautioned that it is only a guide and should be used as such, as the degree of resistance of an elastomer with a particular fluid depends upon such variables as temperature, concentration, pressure, velocity of flow, duration of exposure, aeration, stability of the fluid, etc. Also variations in elastomer types and special compounding of stocks to meet specific service conditions have considerable influence on the results obtained. When in doubt, it is always advisable to test the tube compound under actual service conditions. If this is not practical, tests should be devised that simulate service condtions or the hose manufacturer contacted for Recommendations.

The following table lists the more commonly used materials, chemicals, solvents, oils, etc. The recommendation are based on room temperature and pressure conditions normally recommended for the particular type of hose being used. Where conditions beyond this can be met readily, they have been so indicated; where conditions are not normal and cannot be readily met, the hose manufacturer should always be consulted. The table does not imply conformance to the Food & Drug Administration requirements of Federal or State Laws when handling food products.

TABLE OF CHEMICAL, OIL & SOLVENT RESISTANCE OF HOSE:

WARNING: The following data has been compiled from generally available sources and should not be relied upon without consulting and following the hose manufacturer's specific chemical recommendations. Neglecting to do so might result in failure of the hose to fulfill its intended purpose, and may result in possible damage to property and serious bodily injury.

RESISTANCE RATING

A - Good Resistance, usually suitable for service.

F - Fair Resistance, the chemical has some deteriorative effects, but the elastomer is still adequate for moderate service.

C- Depends on Condition, moderate service may be possible if chemical exposure is limited or infrequent.

X- Not recommended, unsuitable for service.

I - Insufficient Information, not enough data available at the time of publication to determine rating.

RELASTOMERS/PLASTICS

NR- Natural Rubber

IR - Isoprene, synthetic

SBR - Styrene-butadiene

CR- Chloroprene

NBR - Nitrile-butadiene

IIR- Isobutene-isoprene

CSM - Chloro-sulfonyl-polyethylene

EPDM - Ethylene-propylene-diene-terpolymer

MQ - Dimethyl-polysiloxane

FKM- Fluoracarbon rubber

CM - Chloro-polyethylene

ECO/CO- Ephichlorohydrin

EXLPE- Chloro-sulfonyl-polyethylene

ELASTOMERS

Commonly used Elastomers: **Special Elastomers:**

(Maximum Temperature 100° F (38°C) Unless Otherwise Specified

MATERIAL	NR lor IR	SBR	CR	NBR	IIR	CSM	EPDM	MQ	FKM	CM	ECO CO	XLPE
Acetic Acid, Dilute, 10%	F	C	C	C	A	C	A	A	X	A	F	A
Glacial	C	X	X	X	F	C	F	F	X	A	X	A
Anhydride	C	C	F	F	F	A	I	C	X	A	X	A
Acetone	A	A	F	X	A	F	A	A	X	A	X	A
Acetylene	A	A	F	A	A	F	A	C	A	I	I	I
Air 150°F (65°C)	A	A	A	A	A	A	A	A		A	A	A
Aluminum Chloride 150°F (65°C)	A	A	A	A	A	A	A	A	A	A	A	A
Aluminum Fluoride 150°F (65°C)	A	A	A	A	A	A	A	F			A	A
Aluminum Sulfate 150°F (65°C)	A	A	A	A	A	A	A	A	A	A	I	A
Alums 150°F (65°C)	A	A	A	A	A	A	A	A		A	I	A
Ammonia Gas	A	A	A	A	A	A	A	A	X	A	I	A
Ammonium Chloride	A	A	A	A	A	A	A	C	A	A	A	A
Ammonium Hydroxide	C	F	F	F	A	A	A	A	A	A	I	A
Ammonium Nitrate	A	A	A	A	A	A	A	A		I	A	A
Ammonium Phosphate, monobasic	A	A	A	A	A	A	A	A		A	I	A
dibasic	A	A	A	A	A	A	A	A		I	I	A
tribasic	A	A	A	A	A	A	A	A		I	I	A
Ammonium Sulfate	A	A	A	A	A	A	A	A	A	A	I	A
Amyl Acetate	F	X	X	X	F	X	A	A	X	C	X	A
Amyl Alcohol	A	A	A	A	A	A	A	A	A	A	A	A
Aniline, Aniline Oil	X	X	C	X	A	X	C	C	A	C	X	A
Aniline Dyes	F	F	F	F	A	F	C	C			I	I
Asphalt	X	X	F	F	X	F	X		A		A	X
Barium Chloride 150°F (65°C)	A	A	A	A	A	A	A	A	A	A	A	A
Barium Hydroxide 150°F (65°C)	A	A	A	A	A	A	A	A	A	A	A	A
Barium Sulfide 150°F (65°C)	A	A	A	A	A	A	A	A	A	I	A	A
Beer	A	A	A	A	A	A	A	A	A	I	A	A
Beet Sugar Liquors	A	A	A	A	A	A	A	A	A	I	I	A
Benzene, Benzol	X	X	X	C	X	X	X	C	A	C	X	A
Benzine, petroleum ether and												
Benzine, petroleum naphtha	X	X	C	F	X	F	X	C	A		I	A
Black Sulfate Liquor	A	A	A	A	A	A	A	A		I	I	A
Blast Furnace Gas	C	C	A	C	C	C	C	C	A	I	I	A
Borax	A	A	A	A	A	A	A	A	A	I	I	A
Boric Acid	A	A	A	A	A	A	A	A	A	I	A	A
Bromine	X	X	X	X	X	C	X	F	A	C		F
Butane	X	X	F	A	X	A	X	A	A	A	A	A
Butyl Acetate	C	X	X	X	F	X	F	A	X	F	X	A
Butyl alcohol, butanol	A	A	A	A	A	A	A	A	A	F	I	A
Calcium bisulfate	C	C	A	A	F	A	F	C	A	A	I	A
Calcium chloride	A	A	A	A	A	A	A	A	A	A	A	A
Calcium hydroxide	A	A	A	A	A	A	A	A	A	A	A	A
Calcium hypochlorite	X	X	X	X	A	F	A	C	A	A	F	F
Caliche liquors	A	A	A	A	A	A	A				I	A
Cane sugar liquors	A	A	A	A	A	A	A	A	A	A	A	A
Carbolic acid, phenol	C	C	C	C	C	C	A	A	A	A		A

Chart is reprinted from 1996 RMA Hose Handbook

ELASTOMERS

Commonly used Elastomers: **Special Elastomers:**

(Maximum Temperature 100° F (38°C) Unless Otherwise Specified

MATERIAL	NR lor IR	SBR	CR	NBR	IIR	CSM	EPDM	MQ	FKM	CM	ECO CO	XLPE
Carbon dioxide, dry/wet	A	A	A	A	A	A	A	A	A	A	A	A
Carbon disulfide	X	X	X	X	X	X	X	C	A	C		C
Carbon monoxide 150°C (65°C)	C	C	C	C	C	F	C	A	A	I		A
Carbon tetrachloride	X	X	X	C	X	X	X	C	A	C	F	A
Castor oil	A	A	A	A	A	A	A	A	A	A	A	A
Cellosolve acetate	F	F	X	X	A		A	C	C			A
CFC-12	X	X	A	A	F		F	X	A		A	I
China wood oil, tung oil	X	X	F	A	A	F	A	A	C		I	A
Chlorine, dry/wet	X	X	X	X	X	X	X	X	C	X	X	F
Chlorinated solvents	X	X	X	X	X	X	X	C	C	C		A
Chloroacetic acid	X	C	C	C	X	A	I	C	X			A
Chlorosulfonic acid	X	X	C	C	X	X	X	C	X			F
Chromic acid	X	X	X	X	C	A	I	C	C	A		F
Citric acid	A	A	A	F	A	A	A	A	A	A	A	A
Coke oven gas	C	C	C	C	C	A		A	X	A	X	C
Copper chloride 150°F (65°C)	C	A	F	A	A	F	A	A	A	A	I	A
Copper sulfate 150°F (65°C)	C	A	A	A	F	A	A	A	A	A	A	A
Corn oil	X	C	F	A	A	F	C	A	A	A	A	A
Cottonseed oil	X	C	F	A	A	F	C	A	A	A	I	A
Creosote, coal tar	X	X	F	A	X	F	X	C	F		X	A
Wood	X	X	F	A	X		X	C	A			A
Creosols, cresylic acid	C	X	X	C	C	F	X	C		F		A
Ethers	C	C	C	C	C	F	X	C	X	A		A
Ethyl acetate	F	X	X	X	F	X	F	F	X	F	X	A
Ethyl alcohol	A	A	A	A	A	A	A	A	A	A	A	A
Ethyl cellulose	F	F	F	F	F		F	C	X	F		A
Ethyl chloride	A	F	F	X	A	F	A	C	F	F	F	F
Ethylene glycol	A	A	A	A	A	A	A	A	A	A	A	A
Ferric chloride 150°F (65°C)	A	A	A	A	A	A	A	A	I	A	A	A
Ferric Sulfate 150°F (65°C)	A	A	A	A	A	A	A	A	A	A	A	A
Formaldehyde	A	A	C	A	A	A	A	A	A	A	F	A
Formic acid	A	A	C	F	A	A	A	A	X	A	F	F
Fuel oil	X	X	A	A	X	F	X	C	A	F	A	A
Furfural	X	C	C	X	A	F	C	C	X	A	X	A
Gasoline, Non Leaded	X	X	X	A	X	X	X		A	C	A	A
Gasoline, + MTBE	X	X	X	A	X	X	X	C	A	C	A	A
Hi-test-+ MTBE	X	X	X	A	X	X	X	C	A	C	A	A
Gelatin	A	A	A	A	A	A	A	A	A		A	A
Glucose	A	A	A	A	A	A	A	A	A		A	A
Glue	F	F	A	A	F	A	A	A	C		A	A
Glycerine, glycerol	A	A	A	A	A	A	A	A	A	A	A	A
Green sulfate liquor	A	A	A	A	A	A	A	A	A	A	A	A
HFC-134A	F	X	A	A	A	F	A		X	F		A

Chart is reprinted from 1996 RMA Hose Handbook

ELASTOMERS

Commonly used Elastomers: **Special Elastomers:**

MATERIAL	NR lor IR	SBR	CR	NBR	IIR	CSM	EPDM	MQ	FKM	CM	ECO CO	XLPE
(Maximum Temperature 100° F (38°C) Unless Otherwise Specified												
Hydraulic fluids												
Petroleum	X	X	A	A	X	F	X			A	A	
Phosphate ester alkyl	X	X	C	X	A	X	A			A	X	
Phosphate ester arly	X	X	X	X	C	X	C			C	X	
Phosphate ester blends		X	X	X	X	X	X	C			C	X
Silicate ester	X	X	C	C	X	C	X			C	C	
Water-Glycol	A	A	A	A	A	A	A		A	A	A	
Hydrobromic acid	C	X	C	C	A	A	A	C	A	A		I
Hydrochloric acid	A	X	X	X	C	C	C	C	A	A	X	A
Hydrocyanic acid	F	F	C	F	C	A	C	A	A			A
Hydrofluoric acid	X	X	X	X	C	A	C	X	A	A		A
Hydrofluosilicic acid	A	F	F	F	A		A	A	A	A		I
Hydrogen Gas	F	F	A	A	A		A	A	A		A	A
Hydrogen peroxide	X	X	C	C	C	C	C	A	A	A		I
Hydrogen sulfide, dry	C	C	F	C	A	A	A	C	F			A
wet	C	C	F	C	A	A	A	C	C		F	A
Kerosene	X	X	F	A	X	C	X	C	A	A	A	A
Lacquers	X	X	X	X	C	X	X		X		X	F
Lacquers solvents	X	X	X	X	C	X	X		X		X	F
Lactic acid	C	C	C	C	C	A	C	A	A			A
Linseed oil	C	X	F	A	A	A	A	A	A	A	A	A
Lubricating oil, crude	X	X	F	A	X	C	X	C	A		A	A
refined	X	X	F	A	X	C	X	C		A	A	A
Magnesium chloride 150°F (65°C)	A	A	A	A	A	A	A	A	A	A	A	A
Magnesium hydroxide 150°F (65°C)	A	F	F	F	A	A	A	F	A	A	A	A
Magnesium sulfate 150°F (65°C)	A	A	A	A	A	A	A	A	A	A	A	A
Mercuric chloride	F	F	C	F	A	A	A	A	A		A	A
Mercury	A	A	A	A	A	A	A	A	A		A	A
Methyl alcohol, methanol	A	A	A	A	A	A	A	A	C	A	F	A
Methyl chloride	C	C	C	C	C	X	C	X	A			F
Methyl ethly ketone	X	X	X	X	F	C	A	C	X	C	X	A
Methyl isopropyl ketone	X	X	X	X	F	C	C	C	X	F	X	A
MTBE												A
Milk	C	C	F	F	A	A	A	A	A	A	A	A
Mineral oils	X	C	F	A	X	F	X	A	A	A	A	A
Natural gas	C	C	A	A	C	A	X	C	A	A	A	A
Nickel chloride 150°F (65°C)	A	A	A	A	A	A	A	A	A	A	I	A
Nickel sulfate 150°F (65°C)	A	A	A	A	A	A	A	A	A	A	I	A
Nitric acid, crude	X	X	X	X	C	C	X	X	C	A	X	F
Diluted 10%	X	X	C	X	C	C	X	X	C	A	X	F
Concentrated 70%	X	X	X	X	C	C	X	X	C	X	X	F
Nitrobenzene	X	X	X	X	X	X	X	C	F	C	X	A
Oleic acid	X	F	C	F	F	F	F	A	C	A		A
Oleum spirits	X	C	C	C			I		C			I

Chart is reprinted from 1996 RMA Hose Handbook

ELASTOMERS

Commonly used Elastomers: **Special Elastomers:**

MATERIAL	NR lor IR	SBR	CR	NBR	IIR	CSM	EPDM	MQ	FKM	CM	ECO CO	XLPE
(Maximum Temperature 100° F (38°C) Unless Otherwise Specified												
Oxalic acid	F	C	F	F	A	A	A	A	A	A	F	A
Oxygen	F	C	A	C	A		A	A	A	A	F	A
Palmitic acid	X	F	A	A	F	F	F	C	A	A	F	A
Perchlorethylene	X	X	X	C	X	X	X	C	A	C	F	A
Petroleum oils and crude 200°F (95°C)	X	X	F	A	X	C	X	C	A	C	F	A
Phosphoric acid, crude	A	C	C	C	C	A	C	C	A	A		A
pure 45%	A	C	C	C	C	A	C	C	A	A		I
Picric acid, molten	C	C	C	C	C		I					I
water solution	A	C	F	F	A	A	I	A	A			I
Potassium chloride	A	A	A	A	A	A	A	A	A	A	A	A
Potassium cyanide	A	A	A	A	A	A	A	A	A	A	A	A
Potassium hydroxide	F	F	C	C	A	A	A	A	C	A	A	A
Potassium sulfate	A	A	A	A	A	A	A	A	A	A	A	A
Propane	X	X	F	A	X	F	X	A	A	A	A	A
Sewage	C	C	F	A	C	A	C	C	A		I	A
Soap solutions	A	A	F	A	A	A	A	A	A	A	A	A
Soda ash, sodium carbonate	A	A	A	A	A	A	A	A	A	A	A	A
Sodium bicarbonate, baking soda	A	A	A	A	A	A	A	A	A	A	A	A
Sodium bisulfate	A	A	A	A	A	A	A	A	A	A	A	A
Sodium chloride	A	A	A	A	A	A	A	A	A	A	A	A
Sodium cyanide	A	A	A	A	A	A	A	A	A	A	A	A
Sodium hydroxide	F	F	C	C	A	C	A	A	C	A	F	A
Sodium hypochlorite	X	X	X	X	A	F	A	C	A	A	F	F
Sodium metaphosphate	A	A	C	A	A	F	A	A	A	A	I	A
Sodium nitrate	C	C	C	C	A	A	A	C		A	A	A
Sodium perborate	C	C	C	C	A	A	A	A	A			A
Sodium peroxide	C	C	C	C	A	A	A	C	A			A
Sodium phosphate.monobasic	A	F	C	F	A	A	A	A	A	A		A
dibasic	A	F	C	F	A	A	A	A				A
tribasic	A	F	C	F	A	A	A	A				A
Sodium silicate	A	A	A	A	A	A	A	A	A	A	I	A
Sodium sulfate	A	A	A	A	A	A	A	A	A	A	A	A
Sodium sulfide	A	A	A	A	A	A	A	A	A	A	I	A
Sodium thiosulfate, “hypo”	A	A	A	A	A	A	A	A	A	A	I	A
Soybean oil	X	C	F	A	A	A	A	A	A	A	A	A
Stannic chloride	A	A	A	A	F	A	F	A	A	A	I	A
Steam 450°F (230°C)	C	C	C	C	A	A	F	C	X		X	X
Stearic acid	X	X	C	F	F	C	F	A	I		F	A
Sulfur	F	F	A	F	A	A	A	F	A		F	C
Sulfur chloride	X	X	C	C	X	A	X	C	A			A
Sulfur dioxide , dry	C	C	C	C	C	A	C	A	A		I	I
Sulfur trioxide, dry	X	C	C	C	C	F	C	A	A			I
Sulfuric acid, 10%	A	A	A	A	A	A	A	A	A	A	A	A

Chart is reprinted from 1996 RMA Hose Handbook

TECHNICAL DATA

ELASTOMERS

Commonly used Elastomers: **Special Elastomers:**

MATERIAL	NR lor IR	SBR	CR	NBR	IIR	CSM	EPDM	MQ	FKM	CM	ECO CO	XLPE
	(Maximum Temperature 100° F (38°C) Unless Otherwise Specified											
11%-75%	C	C	C	C	F	A	C	C	A	A	F	A
76%-95%	X	X	X	X	C	A	X	X	A	X	X	A
fuming	X	X	X	X	X	X	X	X	X	X	X	X
Sulfurous acid	C	C	C	C	C	A	C	C	A	A	C	A
Tannic acid	A	C	A	C	A	A	A	A	A	A	I	A
Tar	X	X	C	C	X	C	X	C	F		F	X
Tartaric acid	A	C	C	C	F	A	F	A	A	A	F	A
Toluene, toluol	X	X	X	C	X	X	X	C	A	C	X	A
Trichloroethylene	X	X	X	X	X	X	X	C	A	C	X	A
Turpentine	X	X	X	F	X	X	X	C	A	F	A	A
Vinegar	C	C	C	C	A	A	A	A	A	A		A
Water, acid mine	A	A	C	A	A	A	A	A	A	A	I	A
Water, fresh	A	A	C	A	A	A	A	A	A	A	A	A
distilled	A	A	C	A	A	A	A	A	A	A	A	A
Whiskey and wines	A	A	A	C	A	A	A	A	A	A	I	A
Xylene.xylol	X	X	X	C	X	X	X	C	A	X	X	A
Zinc chloride	C	C	C	C	A	A	A	A	A	A	I	A
Zinc sulfate	A	A	A	A	A	A	A	A	A	A	I	A

NOZZLES - SPECS

Nozzle Style & Size	Inlet PSI	Pressure KPA	Straight GPM	Stream IPM	30 GPM	30 IPM	60 GPM	60 IPM	90 GPM	90 IPM
	50	345	18	68	21	79	24	91	27	102
10464	75	517	22	83	25	95	28	106	32	121
1”	100	690	24	91	28	106	32	121	36	136
	50	345	45	170	50	189	55	208	60	227
10464	75	517	50	189	55	208	65	246	75	284
1-1/2”	100	690	55	208	60	227	75	284	85	322
	50	345	90	341	120	454	130	492	145	549
10464	75	517	100	379	140	530	150	568	180	681
2-1/2”	100	690	110	416	165	625	180	681	205	776

Threads Per Inch				
1-1/2” Size	2.100 (NYFD)	1.990 (NST)	2.093 (NYCORP)	1.878 (NPSH)

Threads Per Inch				
	6”	7”	7-1/2”	8”
2-1/2”	3.058	3.13	2.990 (CHICAGO)	3.062
	3.093		3.062 (NST)	3.093
	3.125		3.125 (DETROIT)	3.140
	3.156			3.156
	3.187			3.312
	3.234			3.031 (NYFD)
	3.250			3.00 (NY CORP)
	3.312			2.841 (NPSH)
	3.062 (PITTSBURGH)			3.78 (CLEVELAND)

Chart is reprinted from 1996 RMA Hose Handbook